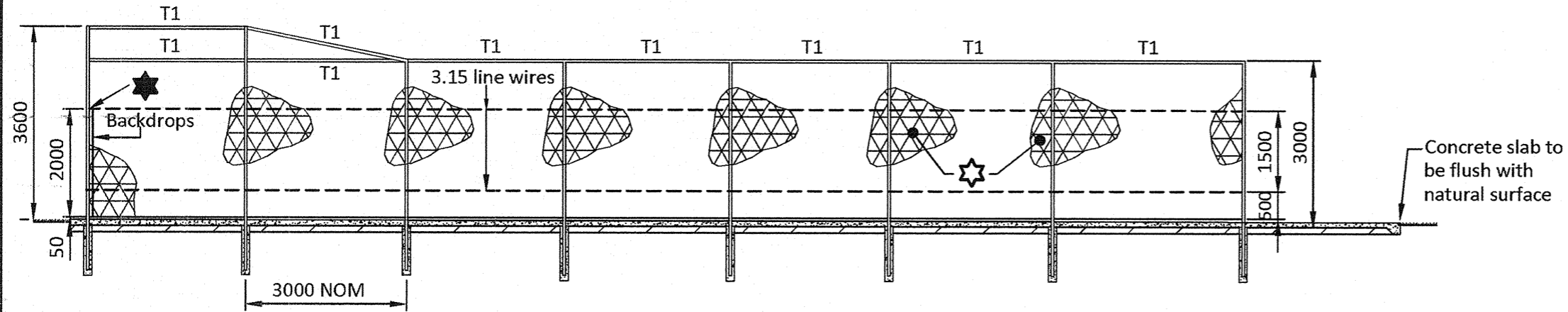


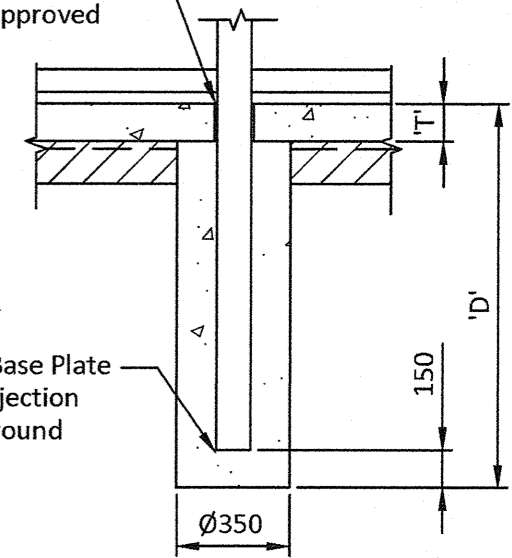
★ Provide intermediate fencing rail to support conveyor belt backdrops



ELEVATION
SCALE 1:100

★ Heavy gauge HDG diamond mesh with MAX 40mm mesh

10mm "Flexicell" with tear off strip to all slab penetrations. Seal all penetrations with approved silicone sealant



TYPICAL PIER DETAIL

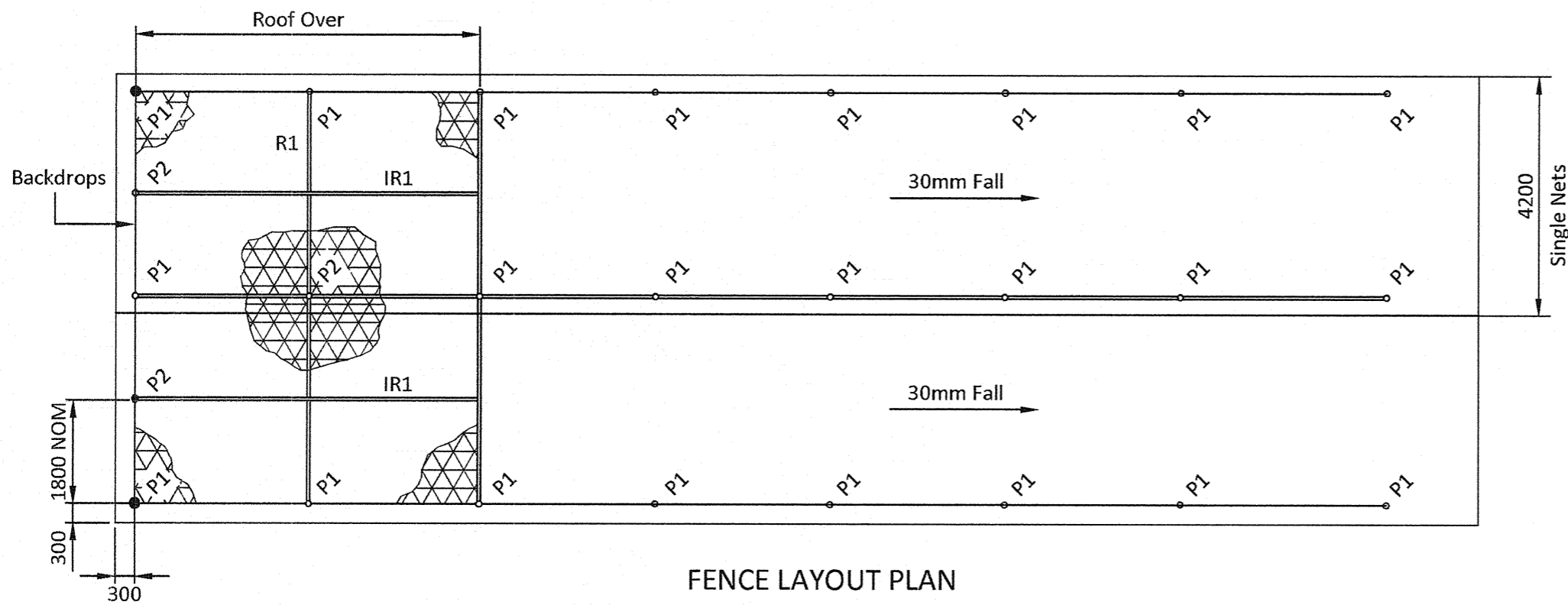
MEMBER SCHEDULE	
MARK	MEMBER
P1	60.3x2.3 CHS
P2	48.3x2.3 CHS
T1	60.3x2.3 CHS
R1	60.3x2.3 CHS
IR1	48.3x2.3 CHS

FOOTING SCHEDULE		
SITE CLASS	'D'	'T'
A,S,M	900	125
H	1200	125
E	1500	125

NOTES

STRUCTURAL STEELWORK

- All steelwork and materials to be in accordance with AS4100 'Steel Structures' code, MA 1.8 'Fabrication', MA 1.9 'Erection'.
- Corrosion protection for the steelwork should be suitable for the exposure e.g. galvanised inside and out for salt spray or a suitable manufacturer's product e.g. 'Duragal' in an equivalent size.
- All pipes shall be galvanised.
- All exterior bolts, nuts and washers to be hot dip galvanised UNO.
- Seal all hollow sections with 4mm plate, 4mm seal weld, or galvanised steel cap to manufacturer's specifications.
- Pier diameter and depth have been based on an allowable bearing pressure of 100kPa for firm clay and 150kPa for stiff clay. This is generally suitable for A, S, M, H & E sites (AS2870) or fill compacted to 95% STD. These should be checked by an experienced Geotechnical Engineer.



FENCE LAYOUT PLAN
SCALE 1:100 @ A3

REVISIONS					
AMENDMENT	INITIALS	DATE	AMENDMENT	INITIALS	DATE
F				L	
E				K	
D				J	
C				I	
B				H	
A				G	

IPSWICH CITY COUNCIL
 45 Roderick St
 P.O. Box 191
 Ipswich QLD 4305
 Australia

Tel (07) 3810 7894
 Tel (07) 3810 7927
 Fax (07) 3810 7950

APPROVED

 CHIEF OPERATING OFFICER (WPR)
 DATE 29-7-13

STANDARD DRAWING
 SPORTS AMENITY - CRICKET NETS 1 of 2

PARKS
 SP.90A
 REV: A DRAWER: 100