


NOTES

- Electricity conduits adopted are typically:
40Ø for street lighting
80Ø for LV, 100Ø, 11kV
100/125Ø for HV, 33kV
- Water conduit to be encased in lean mix concrete if less than 150mm cover below the bottom of pavement box.
- Brass indicator discs to be placed in kerb and concrete footpath over all conduits. Refer Std Drg. SR.24.
- Where 900mm cover cannot be provided to water mains under roads, pipe material shall be DICL.
- All dimensions in millimetres.

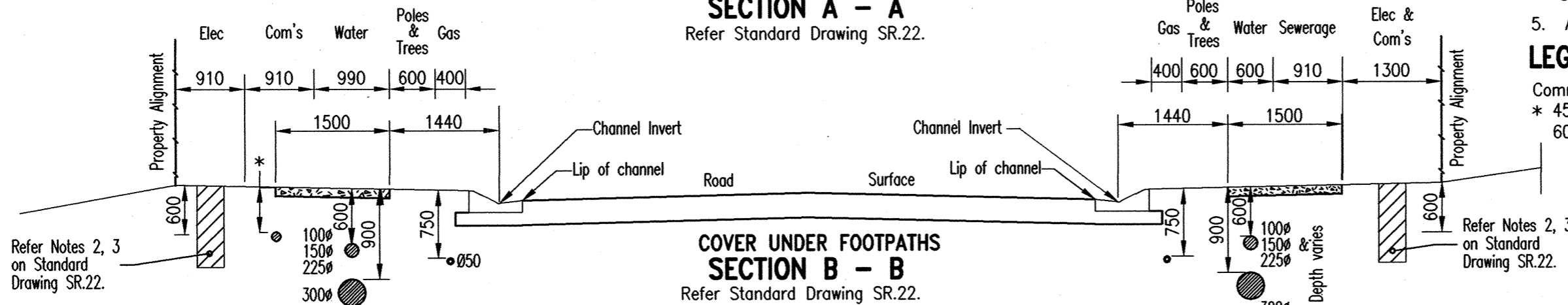
LEGEND

Communications
* 450mm depth if 50mmØ conduit used
600mm depth if 100mmØ conduit used

WARNING
ELECTRICAL SAFETY CAUTION
Water services to be installed at least 600mm clear of any underground power pillar.



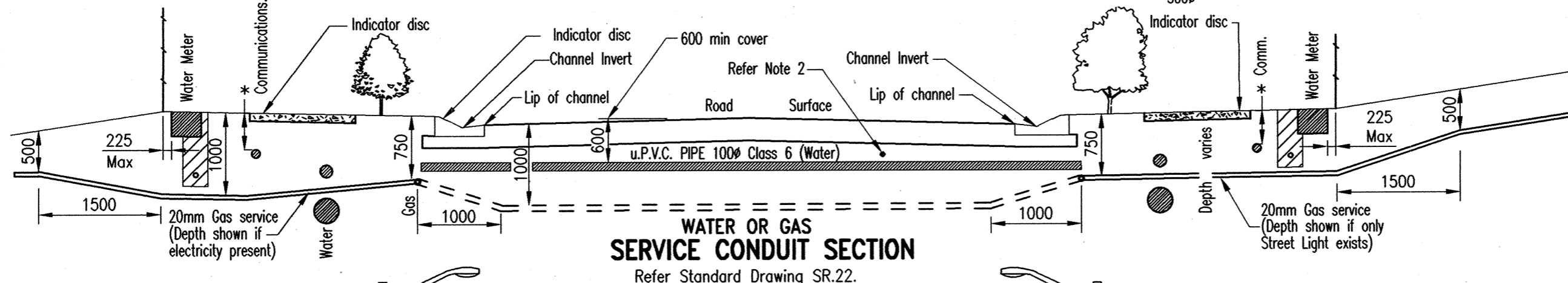
COVER UNDER ROADS
SECTION A - A
Refer Standard Drawing SR.22.



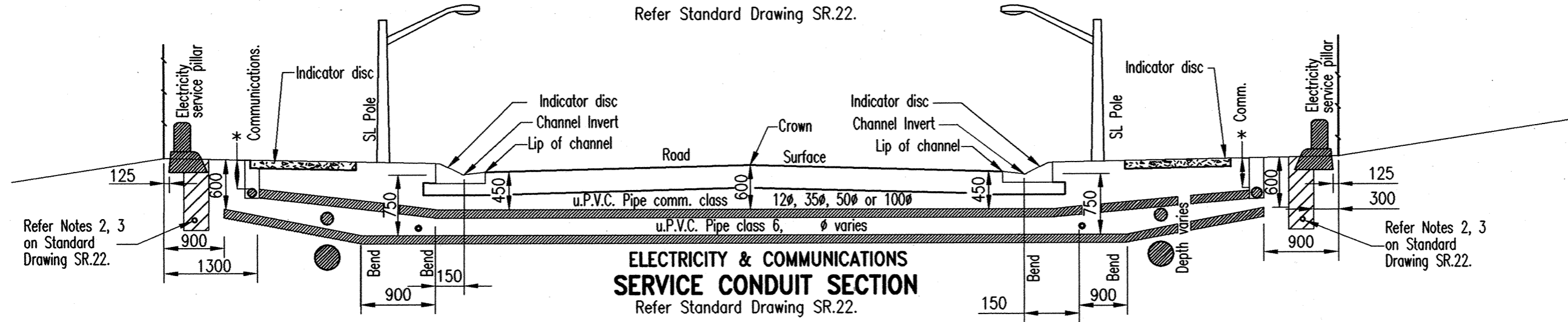
COVER UNDER FOOTPATHS
SECTION B - B
Refer Standard Drawing SR.22.

LOW SIDE

HIGH SIDE



WATER OR GAS
SERVICE CONDUIT SECTION
Refer Standard Drawing SR.22.



ELECTRICITY & COMMUNICATIONS
SERVICE CONDUIT SECTION
Refer Standard Drawing SR.22.

REVISIONS					
AMENDMENT	INITIALS	DATE	AMENDMENT	INITIALS	DATE
F				L	
E				K	
D				J	
C			Alignments amended.	I	
B			Electrical Warning Note and extra communication cable added.	H	
A			ORIGINAL ISSUE - IMEA Std. Drg R-0101	G	

IPSWICH CITY COUNCIL
50 SOUTH STREET
IPSWICH 4305
P.O. BOX 191

Phone (07) 3810 7894
(07) 3810 7927
Fax (07) 3810 7950

APPROVED
R D Z
WORKS MANAGER
DATE 19.3.07

STANDARD DRAWING
PUBLIC UTILITIES IN SUBDIVISIONS
TYPICAL SERVICE CONDUIT SECTIONS

ROADWORKS
SR.23
REV: C DRAWER: 100