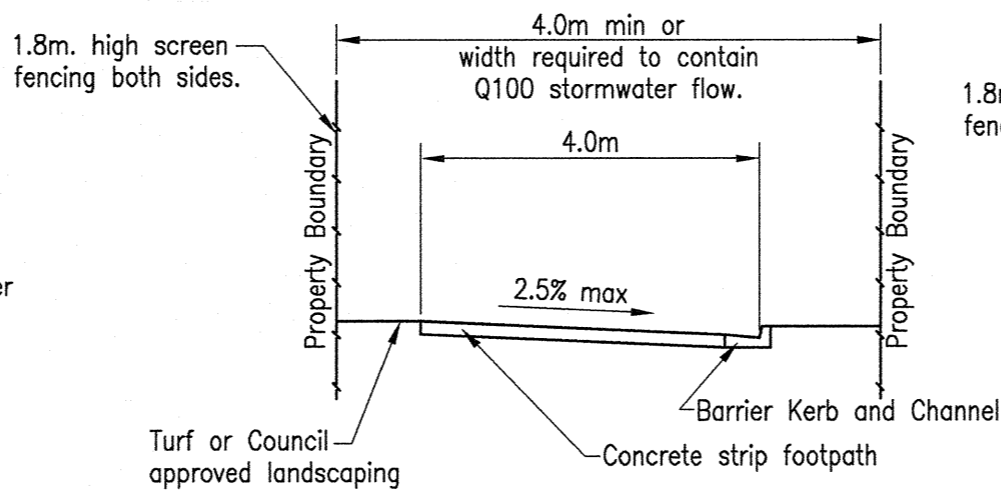
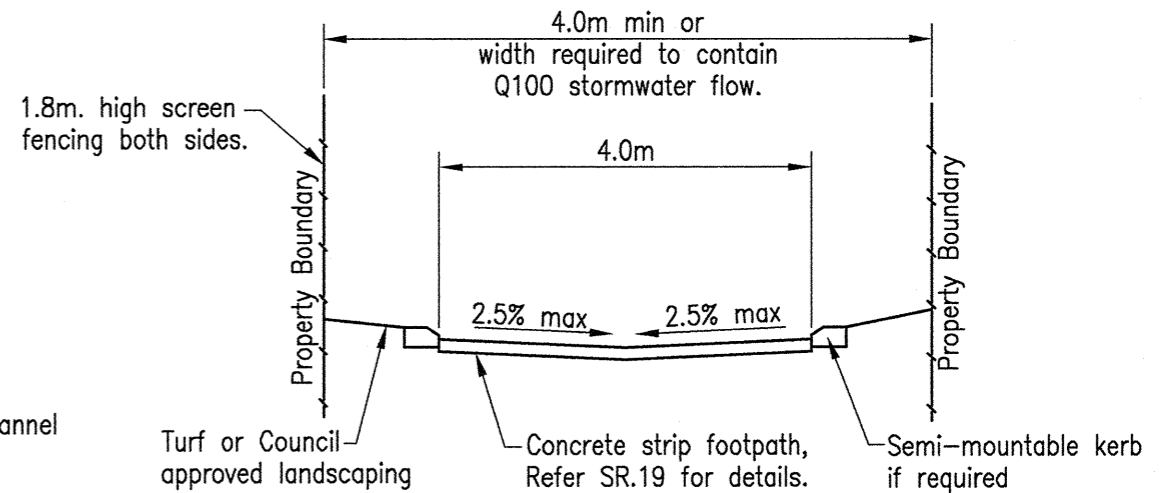


TYPICAL PLAN LAYOUT

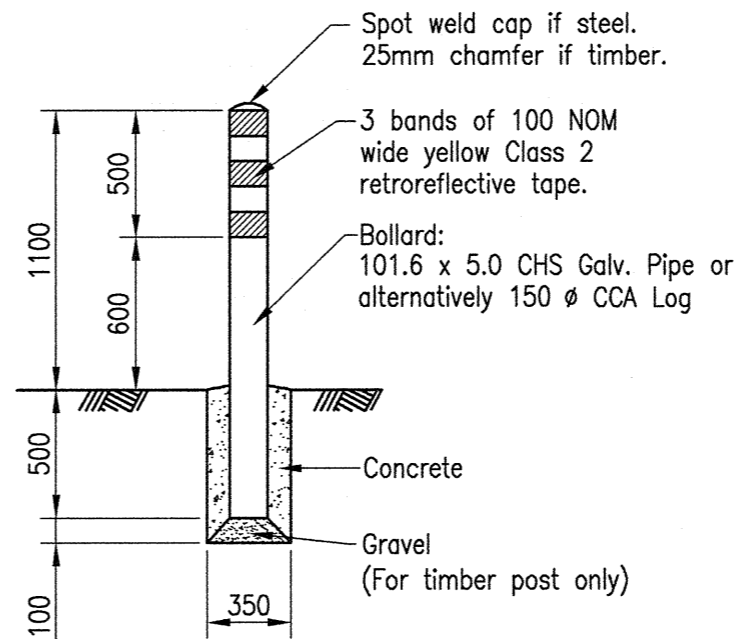


TYPE A



TYPE B

TYPICAL SECTIONS A - A



BOLLARD DETAIL

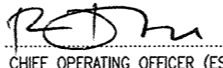
NOTES

1. Concrete N20 in accordance with AS1379 and AS3600.
2. Refer Std drg. SR.19 Standard Concrete Strip Pathway.
3. Refer Std drg. SR.11 Kerb Profiles.
4. Refer Std drg. SR.18 Standard Kerb Ramp.
5. Dimensions are in millimetres unless noted otherwise.
6. All Galv. Steel pipe to AS 1163 and Galvanised to AS 4792.
7. Steel caps to be Galvanised to AS 4680.
8. CCA Log Barriers to be 150Ø, Grade "A" Super Log or equivalent to AS 1604.

REVISIONS					
AMENDMENT	INITIALS	DATE	AMENDMENT	INITIALS	DATE
F				L	
E				K	
D				J	
C				I	
B				H	
A				G	

IPSWICH CITY COUNCIL
 45 Roderick St
 P.O. Box 191
 Ipswich QLD 4305
 Australia

Tel (07) 3810 7894
 Tel (07) 3810 7927
 Fax (07) 3810 7950

APPROVED

 CHIEF OPERATING OFFICER (ES)
 DATE 14.9.10

STANDARD DRAWING

OVERLAND FLOW PATH

ROADWORKS

SR.30

REV: B DRAWER: 100