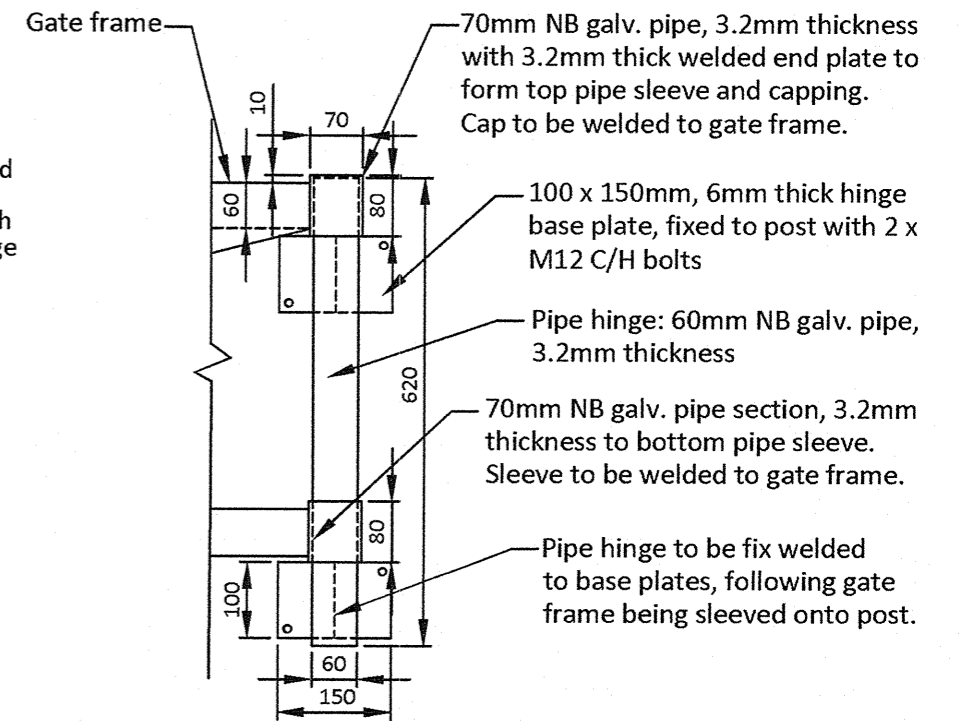


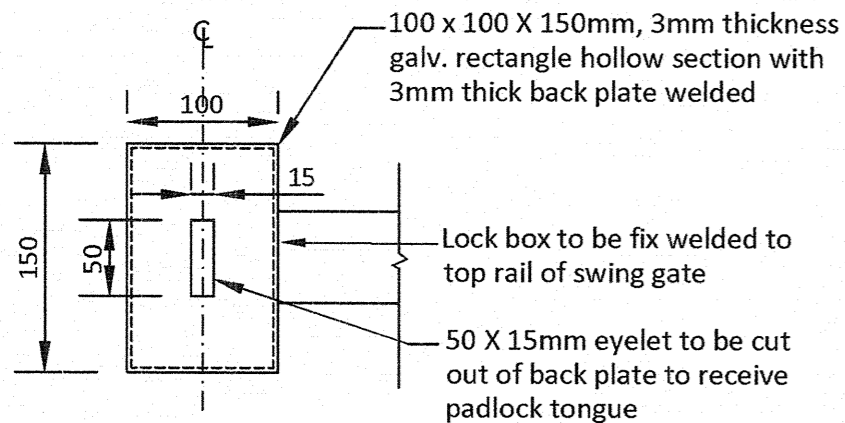
ELEVATION
Scale: 1:25



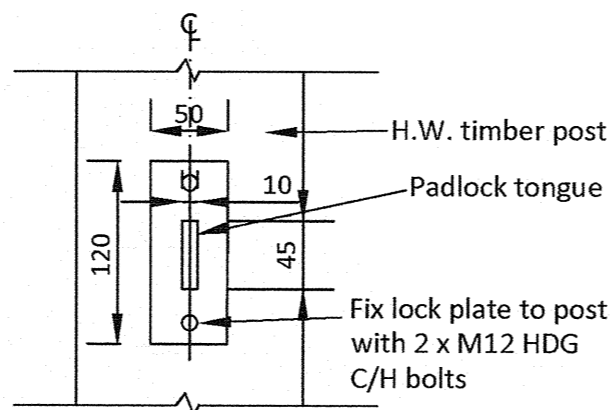
HINGE DETAIL - Scale 1:10
ELEVATION

NOTES:

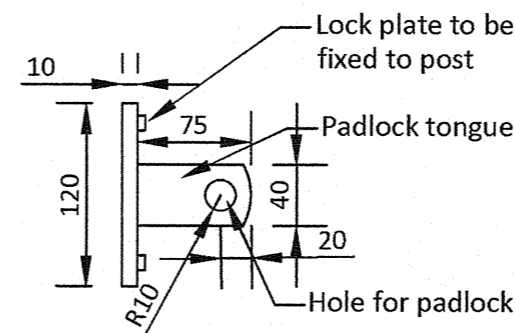
1. Metal work fabrication to be hot dipped galvanised in accordance with AS 4680
2. All welds to be in accordance with AS 1554 with continuous fillet welds and ground smooth.
3. Timber posts shall be of approved hardwood.
4. Ensure all timber has smooth external surfaces edges and chamfers, free from splinters.
5. Post to be set vertical with domed top.
6. Concrete footings are to be no fines concrete, 10mm max. aggregate size and shall be ready mixed or hand mixed in accordance with AS1379-2007. Concrete footings are to taper away from posts. Any concrete slurry to be cleaned from posts.
7. Colour finish of gate to be approved by ICC.
8. Padlock for gate to be supplied by ICC.
9. Positioning of gate must allow for ease of access for maintenance vehicle, free of obstructions.



GATE LOCK DETAIL
FRONT ELEVATION - Scale 1:5



POST LOCK DETAIL
FRONT ELEVATION - Scale 1:5



POST LOCK DETAIL
SIDE ELEVATION - Scale 1:5

REVISIONS					
AMENDMENT	INITIALS	DATE	AMENDMENT	INITIALS	DATE
F				L	
E				K	
D				J	
C				I	
B				H	
A				G	
ORIGINAL ISSUE					

IPSWICH CITY COUNCIL
 45 Roderick St
 P.O. Box 191
 Ipswich QLD 4305
 Australia

Tel (07) 3810 7894
 Tel (07) 3810 7927
 Fax (07) 3810 7950

APPROVED

 CHIEF OPERATING OFFICER (WPR)
 DATE 29-7-13

STANDARD DRAWING

GATE: HORSE SWING GATE

PARKS
SP.104
 REV: A DRAWER: 100