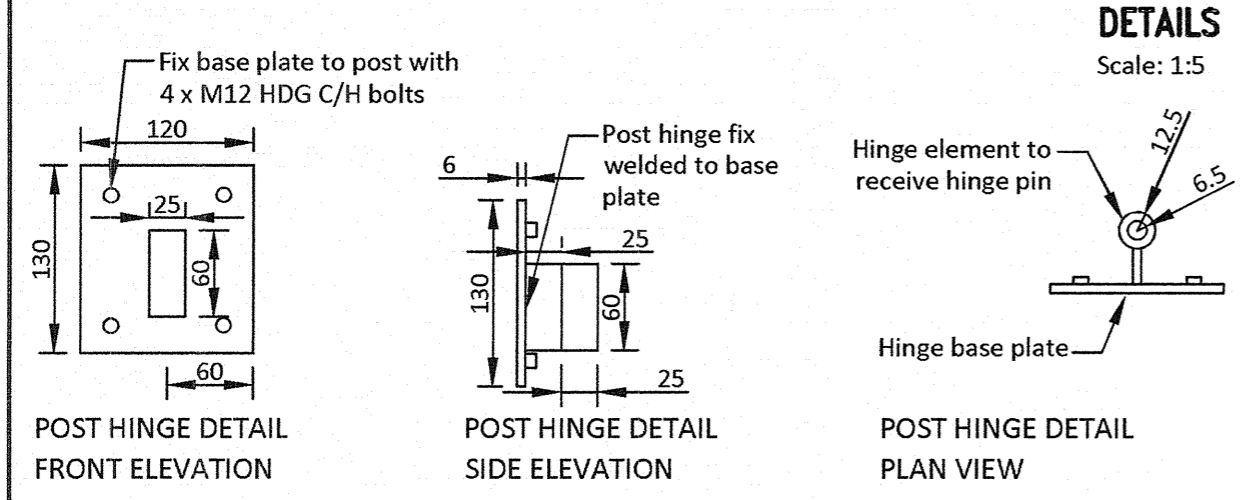
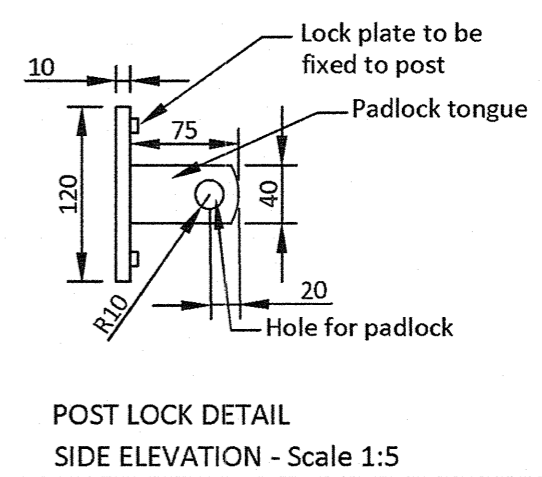
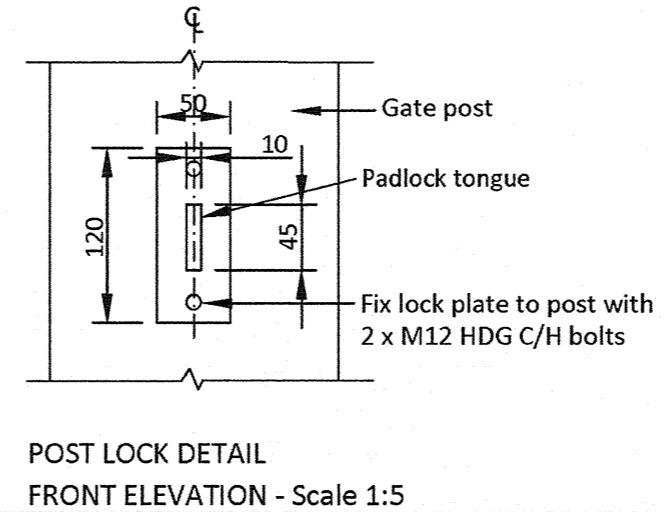
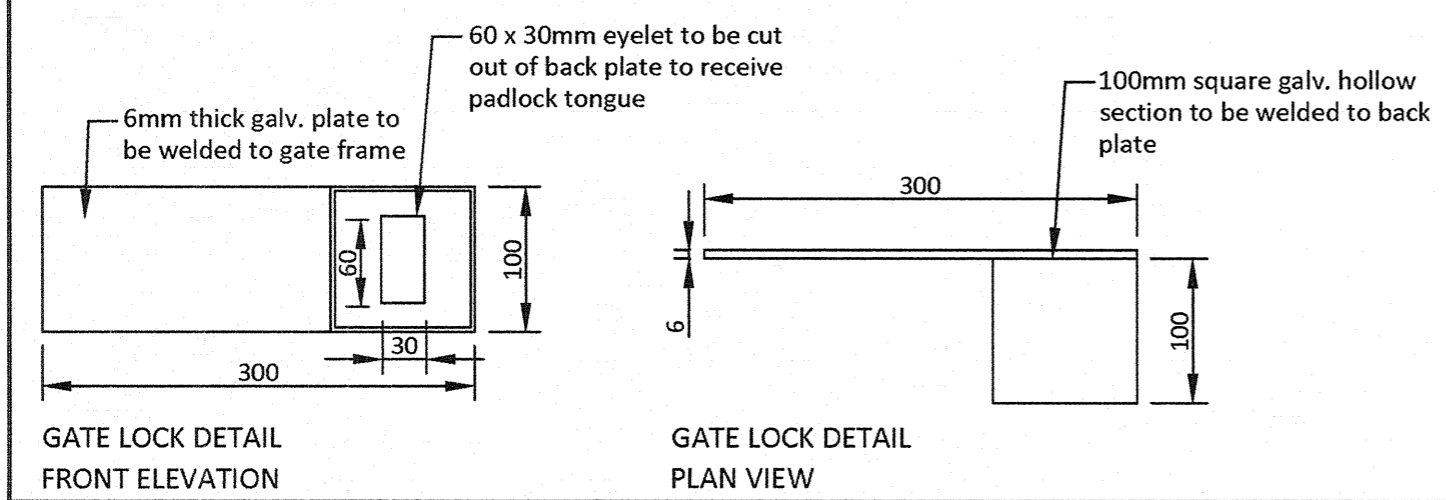
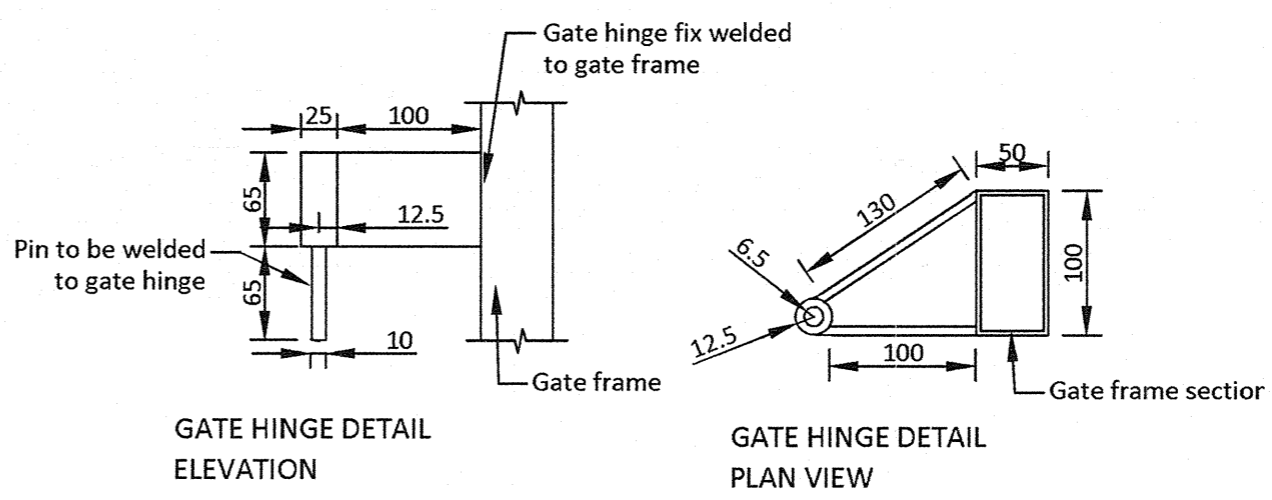


ELEVATION
Scale: 1:25

- NOTES:**
1. Metal work fabrication to be hot dipped galvanised in accordance with AS4680
 2. All welds to be in accordance with AS1554 with continuous fillet welds and ground smooth.
 3. Post to be set vertical and core filled.
 4. Concrete footings are to be no fines concrete, 10mm max. aggregate size and shall be ready mixed or hand mixed in accordance with AS1379-2007. Concrete footings are to taper away from posts. Any concrete slurry to be cleaned from posts.
 5. Colour finish of gate to be approved by ICC.
 6. Padlock for gate to be supplied by ICC.
 7. Positioning of gate must allow for ease of access for maintenance vehicle, with an unobstructed opening width of 4200mm.
 8. Gap under gate to be no more than 50mm.



DETAILS
Scale: 1:5



REVISIONS					
AMENDMENT	INITIALS	DATE	AMENDMENT	INITIALS	DATE
F				L	
E				K	
D				J	
C				I	
B				H	
A				G	
ORIGINAL ISSUE					

IPSWICH CITY COUNCIL
45 Roderick St
P.O. Box 191
Ipswich QLD 4305
Australia

Tel (07) 3810 7894
Tel (07) 3810 7927
Fax (07) 3810 7950

APPROVED
[Signature]
CHIEF OPERATING OFFICER (WPR)
DATE 29-7-13

STANDARD DRAWING
GATE: NATURAL AREAS/BUSHLAND HEAVY DUTY

PARKS
SP. 102
REV: A DRAWER: 100